






## 课后练习

玩法一：用自制七巧板拼摆出一下四幅图。



玩法二：按照轮廓，拼摆出“七巧”。



玩法三：把图画拼摆出来，自编故事。

0

# 七巧板讲故事

1 守株待兔

2 小猫钓鱼

1 从此他不再务农，天天守在树旁希望再次得到兔子，然而他最终一无所得

上哪学